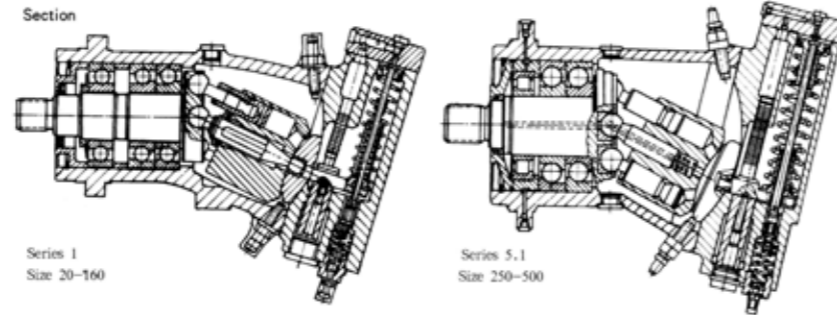



For open circuits	axial tapered piston, bent axis design	RC92100
Size 20-500	Peak pressure up to 40MPa	Replace

For open circuits	axial tapered piston, bent axis design	RC92300
Size 28-160	Peak pressure up to 40MPa	Replace



Description

Variable displacement pump, axial piston, bent axis design, for hydrostatic transmissions in open circuits. The flow is proportional to the drive speed and the displacement and is steplessly variable at constant drive speed. comprehensive programme of control devices for every control and regulation function. operation of both mineral, and fire-resistant fluids.

Special Features series 1

High performance rotary group with well-proven spherical control area offering the following advantages; self-centering, low peripheral speed, high efficiency. Long service life robust rolling bearing. Drive shaft will support radial loads. Low noise level. High duty roller bearing for inter-mittent high pressure operation. For continuous duty hydrostatic bearing are available.

Type Code

A7V 55 LV 1 L Z F 0 0

Pump Type

Axial piston variable Displacement pump **A7V**

Size

- 0-20.5 20
 - 8.1-28.1 28
 - 0-40.1 40
 - 15.8-54.8 55
 - 0-58 58
 - 23.1-80 80
 - 0-78 78
 - 30.8-107 107
 - 0-117 117
 - 46.2-160 160
 - 0-250 250
 - 0-355 355
 - 0-500 500
- (Displacement Vgmin-Vgmax ml/r)

Control Device

- Constant horsepower control **LV**
- Constant pressure control **DR**
- Electrical control (with prop.solenoid) **EP**
- Hydraulic control pressure related **HD**
- Manual control (with handwheel) **MA**
- Brake control **SC**
- Numerical control **NC**

Series

- see section 1
- 5.1

Auxiliary Equipment

- none **O**
- Stroke Limiter **M**
- Stroke limiter mechanically adjustable (for LV and DR) **H**
- Stroke Limiter, hydraulic (for LV) **H**

Pipe Connections

- Pressure port: SAE flange, on side **F**
- Suction port: SAE flange, on side **G**
- Pressure port: threaded, on side **G**
- Suction port: SAE flange, on side **F**

shaft End

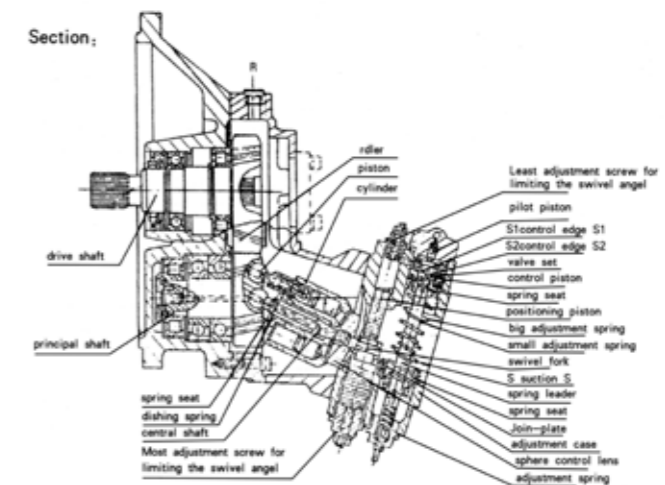

- splined shaft DIN 5480 **Z**
- splined shaft GB 3478.1-83 **S**
- keyed shaft GB1096-79 **P**

Direction of Rotation

- (Viewed of shaft end) clockwise **R**
- anti-clockwise **L**

Ordering Example: A7V.55.LV.1.L.Z.F.O.O

Axial piston variable displacement pump A7V, size 55. With constant horsepower control, series 1. anti-clockwise rotation, splined shaft SAE side flange connections, without auxiliary equipment.



Description

Two variable pumps in a common housing, the splitter box, an SAE flange for direct mounting on to the prime mover and the control device-usually summation HP control. Flow is proportional to speed by change the swivel angle.

Special Features

The various design options with auxiliary drive and the possibility of multi-circuit control allow optimum matching to individual drive applications.

Ordering Code

A8V 55 SR 1.1 R 1 0 1 F 1

Pump Type

Variable Displacement Double pump **A8V**

Size

- 8.1-28.1ml/r 28
- 15.8-54.8ml/r 55
- 0-58ml/r 58
- 23.1-80ml/r 80
- 30.8-107ml/r 107
- 21.8-125ml/r 125
- 46.2-160ml/r 160

(Vgmin-Vgmax) (Displacement Vgmin-Vgmax per rotary group) Only exist control device DM.II

Control Device

- Summation HP control **SR**
- Individual power control **LL**
- Cross-sensing control **LLC**
- Constant pressure and manual control **DM**

Design

- See below 1.1
- 1.2
- 2
- 3
- 4
- 5

Stroke Limiter

- fixed 1
- hydraulic 2
- mechanical (2.3 not for Size 28) 3

Pressure Connection

- SAE flange connection **G**
- SAE flange connection **F**

Suction Connection

- SAE flange 1

Gear Ratio

Size	28	55	58	80	107	125	160	
Ratio 0	-	1.00	-	1.00	1.00	1.00	1.00	<input type="checkbox"/> 0
Ratio 1	0.73	0.75	0.87	0.87	0.85			<input type="checkbox"/> 1
Ratio 2	0.86	0.93	1.06	1.06	1.08			<input type="checkbox"/> 2
Ratio 3	-	1.17	-	1.35	1.23			<input type="checkbox"/> 3
Ratio 4	-	0.84	0.81	-	-			<input type="checkbox"/> 4
Ratio 5	-	1.05	-	1.18	-			<input type="checkbox"/> 5

Series

- 3

Direction of Rotation (View ed on shaft end)

- Clock wise **R**